

Designed by Space Copenhagen

PRODUCT



COLOURS



// Black marble // Grey marble // White marble // Blackened steel



// Canvas // White

DESCRIPTION

The new Gravity Collection designed by Space Copenhagen, consisting of a table lamp and a floor lamp, is aesthetically contrasting strength and fragility. Taking its name from the lamp's distinctive balance between the anchoring of the heavy, cylindrical base and the lightweight, airy shade, it beautifully merges into a sculptural whole.

Blending understated elegance, clean functionality and effortless in its own succinct and simple way, the Gravity Lamp gives an ambient and subtle light display and creates different moods and expressions depending on the choice of size and combination of materiality.

FACTS

VERSION - GRAVITY TABLE LAMP LARGE

Dimmer in base // Dark Antique Brass.
Fabric wire // Black.

- Black marble // White textile shade
- Black marble // Canvas shade
- Grey marble // White textile shade
- Grey marble // Canvas shade
- White marble // White textile shade
- White marble // Canvas shade
- Blackened steel // White textile shade
- Blackened steel // Canvas shade

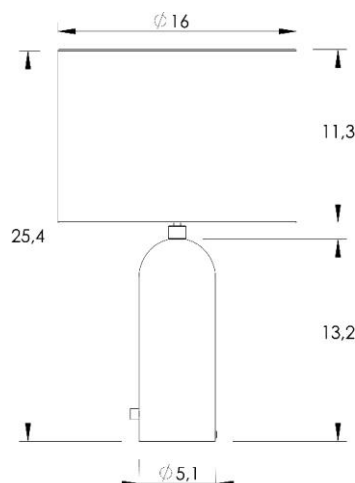
Due to natural materials surface and structure can vary.

MEASUREMENTS

Order item - look for part number in the pricelist.

Series contains the following:

- GRAVITY FLOOR LAMP
- GRAVITY TABLE LAMP SMALL
- GRAVITY TABLE LAMP LARGE
- GRAVITY XL FLOOR LAMP LOW
- GRAVITY XL FLOOR LAMP HIGH



MEASUREMENT - L x W x H inches

Lamp Dimensions: Ø16 x 25.4 inches

Base height: 13.2 inches Shade height: 11.3 inches
Base size: Ø5.1 inches Shade size: Ø16 inches
Cable length: Approx. 78.7 inches

WEIGHT ITEM - LAMP

Marble 11,5 kg
Steel: 4,8 g

WEIGHT ITEM - SHADE

0,92 kg

PACKAGING TYPE

Cardboard box

PACKAGING MEASUREMENT

LAMP -

L x W x H inches

L: 24 x W: 15 x H: 8.3

PACKAGING MEASUREMENT SHADE -

L x W x H inches

L: 18.5 x W: 18.5 x H: 12.6

WEIGHT PACKAGING LAMP -

MATERIAL TYPE (recycleable)

Total: 1,2 kg

WEIGHT PACKAGING SHADE -

MATERIAL TYPE (recycleable)

Total: 0,95

WEIGHT INCL. PACKAGING - TOTAL

Marble lamp: 12,7 kg
Steel lamp: 6 kg
Shade: 1,9 kg

NUMBER OF PARCELS

2 pcs.

ACCESSORIES

-

ENVIRONMENT

-

TESTS

-

CERTIFICATION AND LABELS

(c)UL LISTED

SAFETY INSTRUCTIONS

If the cord or plug is damaged, unplug it from the socket with dry hands. Do not use the lamp until it is repaired by a qualified Electrician.

INSTALLATION INSTRUCTIONS

Instructions document no. 69-20-005-XX

LIGHT SOURCE:

- Socket: E26 base
- Bulb types recommended:



- Recommended light sources:

If LED is chosen, only dimmable versions work.
810 Lumen (≤ 60W Incandescent, ≤46W Halogen, ~8-10W LED Dimmable)

- Max. light out put for above lamps:

810 Lumen (~ 60W incandescent ~ 46W halogen)
By LED 1530 Lumen (~ 13-16W)

- Best result is achieved with frosted light bulbs with a CRI (Colour Rendering Index) larger than 90.
- Lightbulb not included.

*US plug: Type A, 2 PIN, 15 amp, (NEMA 1-15)

*Euro voltage: 120 V

*Frequency: 60 Hz

*Supply voltage: AC power ~

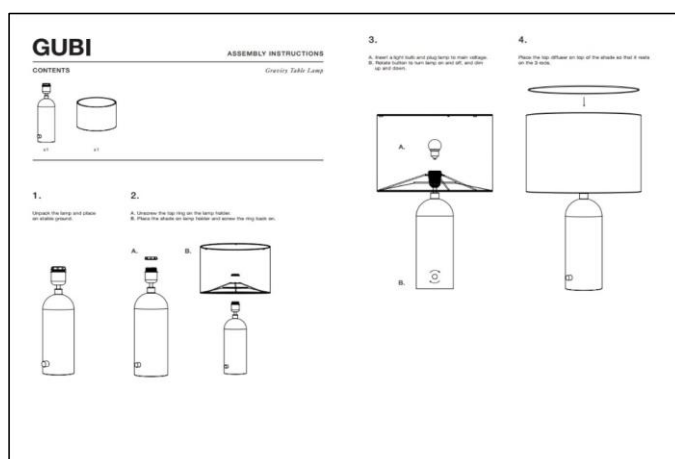

*Normally Closed: IP20



Class II / Double insulated



(c)UL listed



Designed by Space Copenhagen

PRODUCT



COLOURS



// Black marble // Grey marble // White marble // Blackened steel



// Canvas // White

DESCRIPTION

The new Gravity Collection designed by Space Copenhagen, consisting of a table lamp and a floor lamp, is aesthetically contrasting strength and fragility. Taking its name from the lamp's distinctive balance between the anchoring of the heavy, cylindrical base and the lightweight, airy shade, it beautifully merges into a sculptural whole.

Blending understated elegance, clean functionality and effortless in its own succinct and simple way, the Gravity Lamp gives an ambient and subtle light display and creates different moods and expressions depending on the choice of size and combination of materiality.

FACTS

VERSION - GRAVITY TABLE LAMP SMALL

Dimmer in base // Dark Antique Brass.
Fabric wire // Black.

- Black marble // White textile shade
- Black marble // Canvas shade
- Grey marble // White textile shade
- Grey marble // Canvas shade
- White marble // White textile shade
- White marble // Canvas shade
- Blackened steel // White textile shade
- Blackened steel // Canvas shade

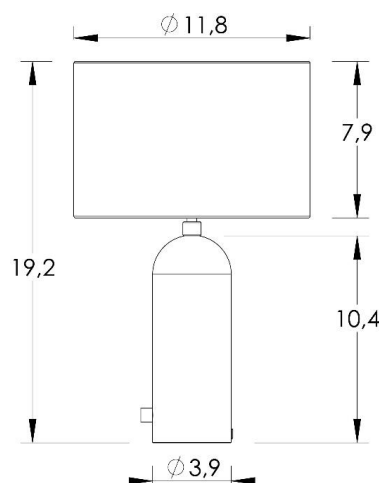
Due to natural materials surface and structure can vary.

MEASUREMENTS

Order item - look for part number in the pricelist.

Series contains the following:

GRAVITY FLOOR LAMP
GRAVITY TABLE LAMP SMALL
GRAVITY TABLE LAMP LARGE
GRAVITY XL FLOOR LAMP LOW
GRAVITY XL FLOOR LAMP HIGH



MEASUREMENT - L x W x H inches

Lamp Dimensions: Ø11.8 x 19.2 inches

Base height: 10.4 inches Shade height: 7.9 inches
Base size: Ø3.9 inches Shade size: Ø11.8 inches
Cable length: Approx. 78.7 inches

WEIGHT ITEM - LAMP

Marble 5,3 kg
Steel: 2,5 g

WEIGHT ITEM - SHADE

0,53 kg

PACKAGING TYPE

Cardboard box

PACKAGING MEASUREMENT

LAMP -
L x W x H inches

L: 20.5 x W: 14.6 x H: 6.7

PACKAGING MEASUREMENT SHADE -

L x W x H inches

L: 14.2 x W: 14.2 x H: 9.1

WEIGHT PACKAGING LAMP -

MATERIAL TYPE (recycleable)

Total: 1 kg

WEIGHT PACKAGING SHADE -

MATERIAL TYPE (recycleable)

Total: 0,84 kg

WEIGHT INCL. PACKAGING LAMP - TOTAL

Marble lamp: 6,3 kg
Steel lamp: 3,5 kg
Shade: 1,4 kg

NUMBER OF PARCELS

2 pcs.

ACCESSORIES

-

ENVIRONMENT

-

TESTS

-

CERTIFICATION AND LABELS

(c)UL LISTED

SAFETY INSTRUCTIONS

If the cord or plug is damaged, unplug it from the socket with dry hands. Do not use the lamp until it is repaired by a qualified Electrician.

INSTALLATION INSTRUCTIONS

Instructions document no. 69-20-005-XX

LIGHT SOURCE:

- Socket: E26 base
- Bulb types recommended:



- Recommended light sources:

If LED is chosen, only dimmable versions work.
470 Lumen (≤ 40W Incandescent, ≤30W Halogen, ~5-6W LED Dimmable)

- Max. light out put for above lamps:

470 Lumen (~ 40W incandescent ~ 30W halogen)
By LED 1530 Lumen (~ 13-16W)

- Best result is achieved with frosted light bulbs with a CRI (Colour Rendering Index) larger than 90.
- Lightbulb not included.

*US plug: Type A, 2 PIN, 15 amp, (NEMA 1-15)

*Euro voltage: 120 V

*Frequency: 60 Hz

*Supply voltage: AC power ~

*Normally Closed: IP20



Class II / Double insulated



(c)UL listed

