



# BLOWN PENDANT <sup>SW3</sup>

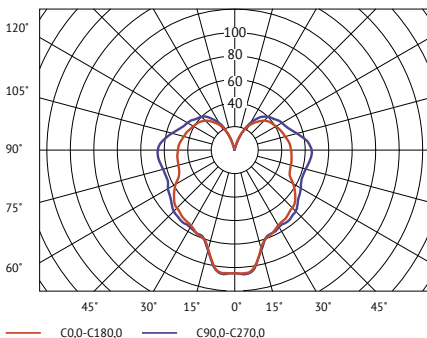
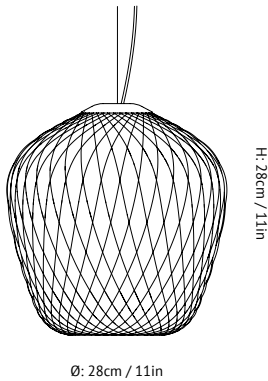
BY SAMUEL WILKINSON  
2013



# BLOWN PENDANT SW3

BY SAMUEL WILKINSON  
2013

Blown is Samuel Wilkinson's first lamp for &tradition. A mouth-blown pendant with a quilted pattern, it comes in two versions: a translucent variant with a silver lustre and a sandblasted white one. The pendant is fitted with a powder-coated cast metal suspension. The pendant was conceived as an exploration of the reflections, distortions, and refractions of a light source when surrounded by patterned glass. Wilkinson explains the wide range of inspirations he looked to when developing Blown: "Like with any project, you start with an idea, and then you start looking at the world through a sort of filter. I've looked at antique ceramics, old glass pieces, lenses from very old lamps, lighthouses, even a mirrored bottle, just to see the way the light comes off it." Wilkinson even sought inspiration in seeds and berries - particularly raspberries - for the quilted texture of the glass. Blown makes a statement as a standalone item, but works equally as well in clusters or in succession. The two versions cater to a range of interiors, with the sandblasted variant providing a subtle, sophisticated glow, while the translucent version transforms the space it inhabits with the intricate textures and patterning.



Photometric data file (LDT or IES) available upon request.

<b>Product type</b>	Pendant.
<b>Production Process</b>	The texture of the glass was originally rendered using computer-aided design (CAD) in order to control the inflation of each bubble precisely. In production, the glass is fixed-blown into a mold and handcrafted by skilled craftsmen. The suspension system is made from powder coated cast metal and is fitted with a safety wire which holds the weight of the pendant. The wire also serves as a balancing point to ensure the pendant can always be hung level.
<b>Environment</b>	Indoor.
<b>Dimensions ( cm / in )</b>	Ø: 28cm/11in, H: 28cm/11in.
<b>Weight ( kg )</b>	2.74 kg.
<b>Materials</b>	Mouth-blown glass, powder coated metal suspension, coated wire, 4m fabric cord.
<b>Colours</b>	Silver lustre glass with black fabric cord. Blasted white glass with white fabric cord.
<b>Voltage (V)</b>	220-240V - 50Hz.
<b>Light source &amp; Energi efficiency class</b>	E27 Max 100 Watt. The luminaire is compatible with bulbs of the energy classes: A++ - E. Bulb is not included.
<b>Certifications</b>	CE, IP20, Class II.
<b>Canopy</b>	Included.
<b>Cord lenght / diameter ( cm / in )</b>	400cm/157.5in.
<b>Cleaning Instructions</b>	Clean with soft dry cloth. Always switch off the electricity supply before cleaning.
<b>Package Dimensions ( cm / in )</b>	H: 40.5cm/15.9in x W: 30.0cm/11.8in x D: 30.0cm/11.8in.



**BLOWN** SW4

BY SAMUEL WILKINSON  
2018



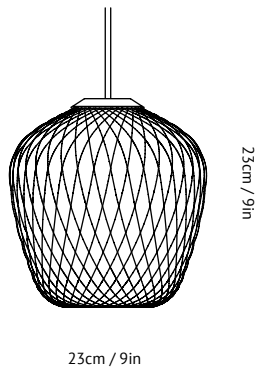
# BLOWN SW4

BY SAMUEL WILKINSON  
2018

Originally introduced in 2014, Blown never ceases to mesmerise design aficionados around the globe fascinated by its patterned reflections. The newest launch is a small, more compact version of the existing pendant, available in silver and opal glass. Adding an extra dimension to the beauty of surface and two dramatically different effects of light distribution.

“It’s rare to find a design like the Blown pendant, which not only illuminates a room, it also transforms your surroundings into art,” adds &tradition CEO / Founder Martin Kornbek Hansen. “People love the surface texture. By launching a smaller version in opal and silver, it’s a lamp that continues to leave people utterly enthralled.”

Whether you choose to have one lamp or several together as a cluster, the effect is amazing both on and off.



<b>Product category</b>	Pendant
<b>Production process</b>	The glass is mouth blown and handcrafted by skilled craftsmen. The suspension system is made from cast metal.
<b>Environment</b>	Indoor
<b>Material</b>	Mouth-blown glass, metal fitting, 4m fabric cord
<b>Dimensions (cm/in)</b>	Ø: 23cm/9in, H: 23cm/9in
<b>Weight (kg)</b>	2.3 kg
<b>Colours</b>	Opal & white, Silver lustre & black
<b>Voltage (V)</b>	220-240V - 50Hz.
<b>Light source &amp; Energy efficiency class</b>	E14 Max 40 Watt The luminaire is compatible with bulbs of the energy classes: A++ - E. Bulb is not included.
<b>Canopy</b>	Included
<b>Cord lengths (cm/in)</b>	400cm/157.5in
<b>Certifications</b>	CE, IP20, Class II
<b>Cleaning instructions</b>	Clean with soft dry cloth. Always switch off the electricity supply before cleaning.
<b>Package dimensions (cm/in)</b>	H: 34cm/13.3in, W: 25cm/9.8in, L: 25cm/9.8in


**PRODUCT**



**COLOUR**



**Opal & white**



**Silver lustre & black**