
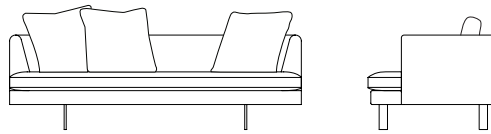


Edward

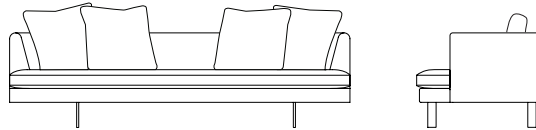




Edward 175 EDW175
L 175cm D 90cm H 70cm / L 69" D 35½" H 27½"



Edward 210 EDW210
L 210cm D 90cm H 70cm / L 82¾" D 35½" H 27½"



Edward 245 EDW245
L 245cm D 90cm H 70cm / L 96½" D 35½" H 27½"

**BEN
SEN**

The name Edward is a reference to American mid century designer Edward Wormley. Edward is a contemporary reinterpretation of the mid century archetype Wormley established. The sofa utilizes a number of new production techniques for improved comfort and a more refined profile.

The Edward sofa combines the use of several down-filled back cushions with a single seat cushion giving it an informal and relaxed appearance. The buttoned seat cushion alludes to the Edward's mid century roots, yet its proportions and comfort are distinctly contemporary. The backrest and arms are appropriately scaled to give excellent back support without appearing oversized and heavy, while the down-filled back cushions conform to give superb comfort.