



Morgan

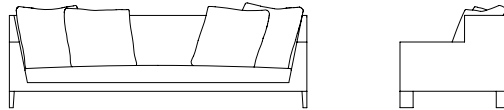




Morgan Sofa 150 MOR150
L 152cm D 100cm H 83cm / L 60" D 39½" H 32¾"



Morgan Sofa 210 MOR210
L 212cm D 100cm H 83cm / L 83½" D 39½" H 32¾"



Morgan Sofa 270 MOR270
L 272cm D 100cm H 83cm / L 107" D 39½" H 32¾"

*Legs are available in Walnut, White Oak and Black Oak.

**BEN
SEN**

The Morgan sofa was designed with a single purpose in mind:
uncompromised comfort.

The design subtly combines elements of formal high back sofas with a casual modern attitude to create a sofa that is superbly comfortable and suitable for a broad range of interiors.

Morgan is characterized by its distinct high back, cut-away arm profile, and sumptuous down cushions. The high back profile provides full head and shoulder support, and extends part way around the sides to form comfortable corner nooks. Chunky wood legs raise the sofa to a more comfortable seat height and balance the proportions.