

DialUp



56010




56020




56030















56040



56050



56060

	Design	Pile Height	S	M	L	Pile Weight
	Kardinal	cutpile 16 and 40	170 x 170	240 x 240	350 x 350	4500 g/m ²
	Krest	cutpile 16 - 40	104 x 200	156 x 300	207 x 400	4500 g/m ²
	Elapse	cutpile 16 - 40	170 x 170	240 x 240	350 x 350	4500 g/m ²
	Supernova	cutpile 16 - 24	200 x 200	250 x 275	318 x 350	3500 g/m ²
	Datastasis	looppile 8 - 20	100 x 240	125 x 300	183 x 400	3000 g/m ²
	Border Kross	cutpile 16 - 40	150 x 180	250 x 300	300 x 360	4500 g/m ²
	Kover Up	looppile 8 - 20	170 x 230	220 x 297	300 x 405	3000 g/m ²
	Dial Up	cutpile 16 - 40	170 ∅	240 ∅	350 ∅	4500 g/m ²
	Relevation	looppile 8 - 20	170 x 255	200 x 300	300 x 450	4500 g/m ²
	Konverge	cutpile 16 - 25	100 x 197	150 x 300	203 x 400	3000 g/m ²
	Pinnacle	cutpile 16 - 27	73 x 100	110 x 300	147 x 400	3000 g/m ²
	Kogent Flow	looppile 8 - 20	170 ∅	240 ∅	350 ∅	3000 g/m ²

Rug collection Lush

100% New Zealand Wool