

DESIGNER
ANDERS HERMANSEN
(1960)

Anders Hermansen graduated from The Royal Danish Academy of Fine Arts in 1982, mastering industrial design and furniture architecture. As a recent graduate, he began working for Danish design companies such as Louis Poulsen, Paustian and Bang & Olufsen.

Significant for Hermansen is his unique handmade wire sketch furniture.

POISE

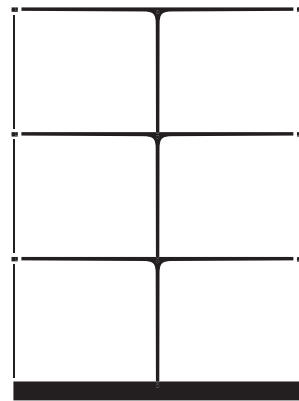
POISE delicately defines its surroundings without taking up much space. Designed with a simple and sculptural expression it radiates an extreme elegance without dominating the room.

Each T-shape is either placed above or next to one another. POISE is architecture in its simplest form with endless possibilities to manipulate and shape the room.

POISE is free of double-sided walls and has the appearance of effortless simplicity. This simple yet flexible system allows the user to divide the room as they wish, it stands as an elegant choice in any space.

PRODUCT INFO

POISE SHELVING SYSTEM



POISE SPECIFICATIONS

DIMENSIONS

POISE SINGLE T-MODULE WITH BASE	D 35 X L 82 X H 41,5 CM
POISE SINGLE T- MODULE	D 35 X L 82 X H 35 CM
CORNER MODULE WITH BASE	D 35 X L 35,6 X H 41,5 CM
CORNER MODULE	D 35 X L 35,6 X H 35 CM
EXAMPLE 3 MODULES IN LENGTH / 6 MODULES HIGH	D 35 X L 243 X H 216,5 CM

PACKAGING DIMENSIONS

	H 95 X D 46 X W 46 CM
--	-----------------------

CERTIFICATES

	ABS COMPOSITE MATERIAL
--	------------------------

DESCRIPTION

POISE is available in T- and corner-modules making it a versatile choice where one can create a system to match the purpose without or with corners to create systems with L-shape, T-shape or X-shape.

MATERIALS

POISE is made from a composite ABS material. POISE is made of approximately 70 % recycled material. Mountings are made from die-cast sandblasted zinc with steel wire.

FEATURES

- Available in black and white as standard
- Compose it in any length and height
- Choose corner modules to create T-, L- or X-shapes
- Free of double-sided walls

COMPONENTS

POISE consists of 7 different modules:

- POISE SINGLE: the single module is for the stand-alone system with two steel wires
- POISE START: start module with right-side connector and two steel wires
- POISE CONNECTOR: connector module with right-side connector and right steel wire
- POISE END: end module with right steel wire
- POISE CORNER L: corner module L-shape with one connector steel wire and two end steel wires
- POISE CORNER T: corner module T-shape with two connector steel wires and one end steel wire
- POISE CORNER X: corner module X-shape with three connector steel wires

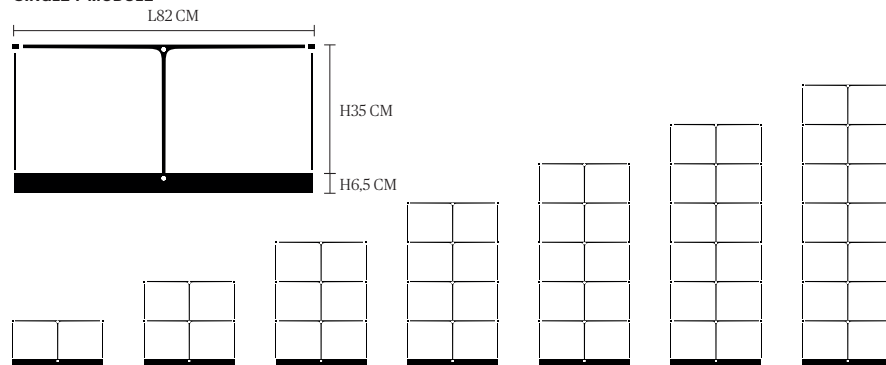
ACCESSORIES

- Optional wall mountings or stabilizing cross (for free standing systems)
- Optional ceiling mountings (available Q4, 2017)
- Choose from a variety of optional features: doors, drawers, suspension file drawers (available in 2018)

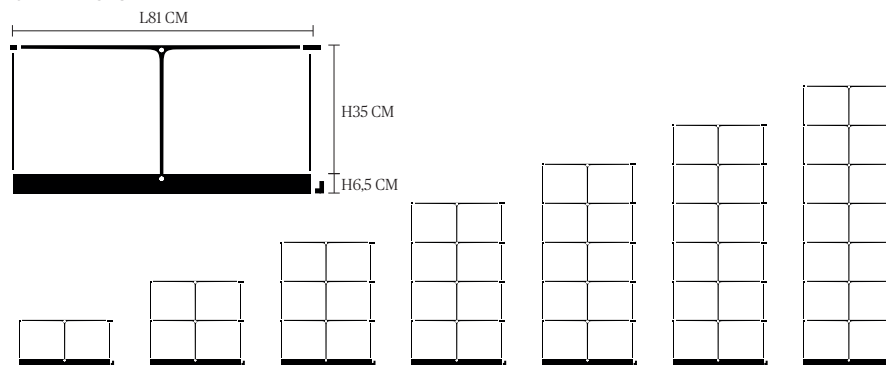


PRODUCT INFO POISE SHELVING SYSTEM

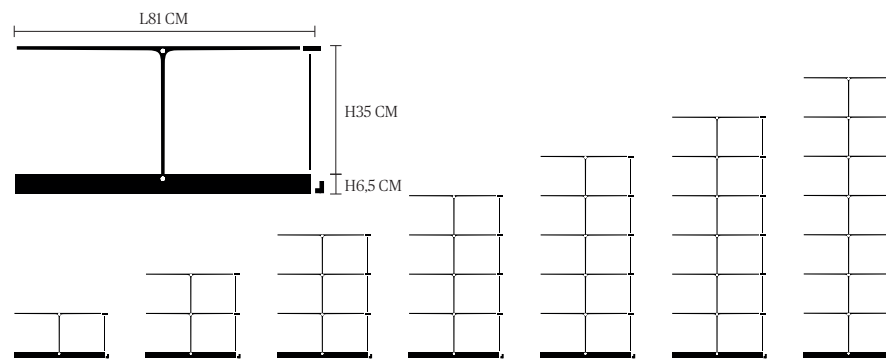
SINGLE T-MODULE



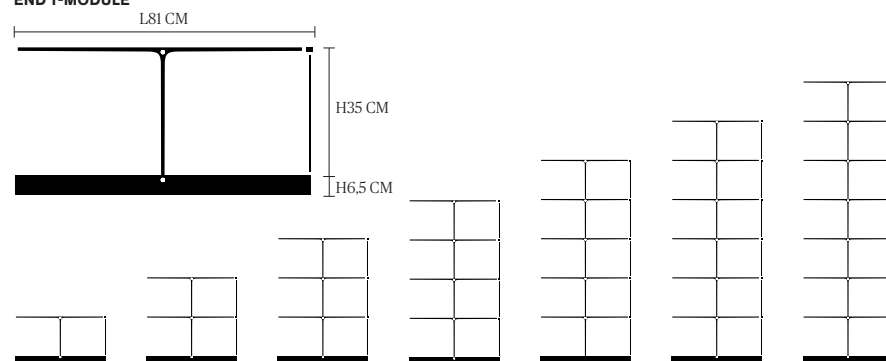
START T-MODULE



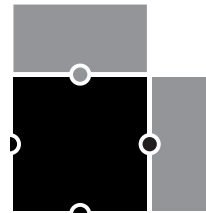
CONNECTOR T-MODULE




END T-MODULE



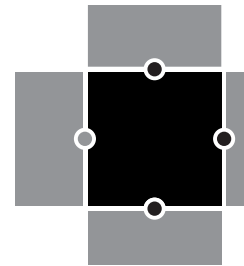
PRODUCT INFO POISE SHELVING SYSTEM



L-CORNER

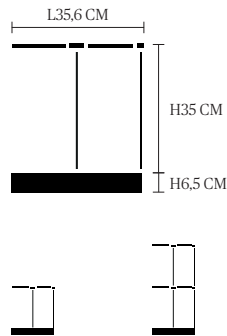


T-CORNER

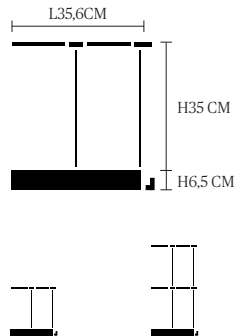


X-CORNER

L-CORNER



T-CORNER



X-CORNER

