

BIBLIO-DÉMON // SHELVING SYSTEM

Designed by Mathieu Matégot

PRODUCT



Item no.: 50002-04 / 8-xx black metal bracket with oak/ black stained ash shelves
+ style code

Item no.: 50002-07 / 8-xx black metal bracket with walnut shelves
+ style code

DESCRIPTION

Mathieu Matégot creates his legendary pieces in 1950s. The three-legged Nagasaki Chair is still Matégot's best known piece. The Biblio-Démon modular shelving system was designed in the years 1952-1954, is a beautiful and timeless design. Consisting of black painted metal brackets and one, three, four or five shelves, which are available in four different lengths, it is possible to combine a number of different systems. Besides the shelving system the collection consists of Nagasaki chair, Nagasaki stool, Kangourou sofa table, Dedal bookshelf, Coatrack, Trolley and Copacabana collection. All models are made of powder-lacquered steel.

VERSION

- Black RAL 9005 Gloss 30 / Oak (veneer)
- Black RAL 9005 Gloss 30 / Black stained ash (veneer)
- Black RAL 9005 Gloss 30 / Walnut (veneer)

- 1 shelf bracket // Shelf size 950, 1550, 2150 & 2750 mm
- 3 shelf bracket // Shelf size 950, 1550, 2150 & 2750 mm
- 4 Shelf bracket // Shelf size 950, 1550, 2150 & 2750 mm
- 5 Shelf bracket // Shelf size 950, 1550, 2150 & 2750 mm

SERIE

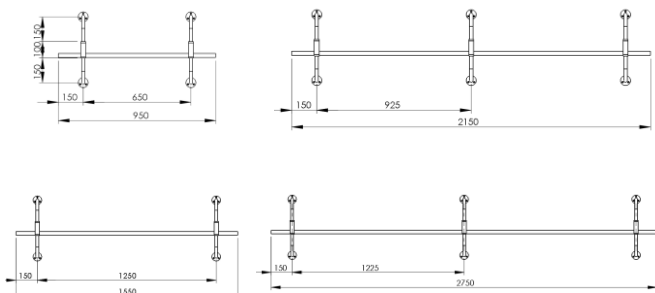
Order item - look for part number in the pricelist.
The series consists of the following:

Nagasaki chair, Nagasaki stool, Kangourou table, Dedal shelf, Coat rack, Demon shelf, Trolley, Copacabana chair, Copacabana table



COMBINATIONS AND MEASUREMENTS

1 SHELF



COLOURS



// Black / Oak



// Black / Walnut



// Black / Black stained ash

FACTS

MAXIMUM LOAD OF SYSTEM - REMEMBER TO SUBTRACT THE WEIGHT OF THE SHELF!

- 1 Shelf bracket: 30kg / bracket
- 3 Shelf bracket: 30kg / bracket
- 4 Shelf bracket: 30kg / bracket
- 5 Shelf bracket: 30kg / bracket

EXAMPLE OF MAXIMUM LOAD CALCULATION:
System with 4 shelves of 155cm:
2x 4 shelf brackets = 2x30kg = 60kg load
Weight of shelves = 5,8kg / shelf

60kg - 4x5,8kg = **36,8 kg** max. load for whole shelf


MEASUREMENT - H x W x D

Bracket sizes:

- 1 Shelf bracket: 46 x 6 x 27 cm
- 3 Shelf bracket: 105 x 6 x 27 cm
- 4 Shelf bracket: 140 x 6 x 27 cm
- 5 Shelf bracket: 155 x 6 x 27 cm

Shelf sizes:

- Shelf: 2,5 x 95 x 25 cm
- Shelf: 2,5 x 155 x 25 cm
- Shelf: 2,5 X 215 X 25 cm
- Shelf: 2,5 X 275 X 25 cm



WEIGHT ITEM

- 1 Shelf bracket: 1 kg
- 3 Shelf bracket: 2 kg
- 4 Shelf bracket: 3kg
- 5 Shelf bracket: 4 kg
- Shelf // 95cm: 3,6 kg
- Shelf // 155cm: 5,8 kg
- Shelf // 215cm: 8,1 kg
- Shelf // 275cm: 10,4 kg

PACKAGING TYPE

Cardboard box

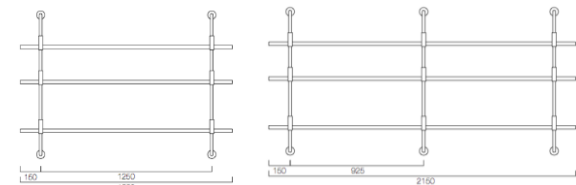
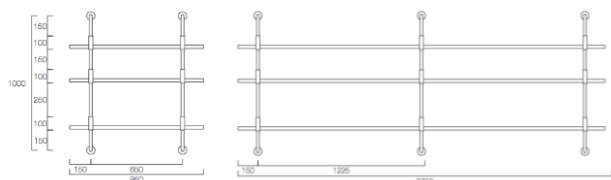
PACKAGING MEASUREMENT - H x W x D

- 1 Shelf bracket: 49 x 9 x 30 cm
- 3 Shelf bracket: 107 x 9 x 30 cm
- 4 Shelf bracket: 142 x 9 x 30 cm
- 5 Shelf bracket: 156 x 9 x 30 cm
- Shelf // 95: 96 x 26 x 3 cm
- Shelf // 155: 156 x 26 x 3 cm
- Shelf // 215: 216 x 26 x 3 cm
- Shelf // 275: 276 x 26 x 3 cm

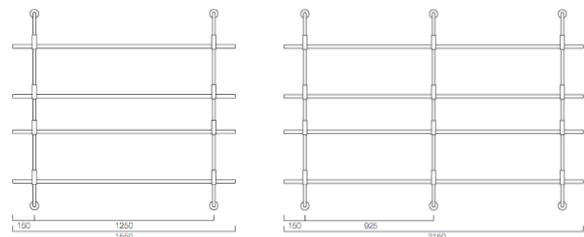
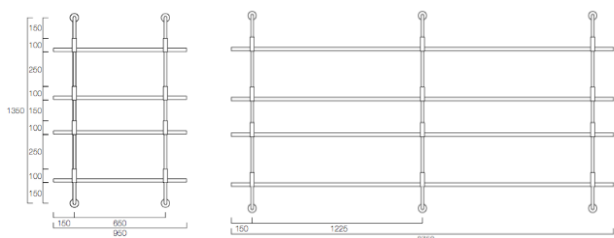
WEIGHT PACKAGING - MATERIAL TYPE

Cardboard box and styrofoam

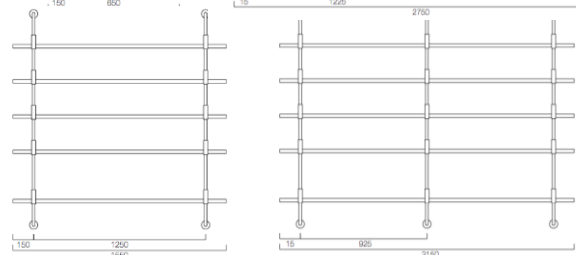
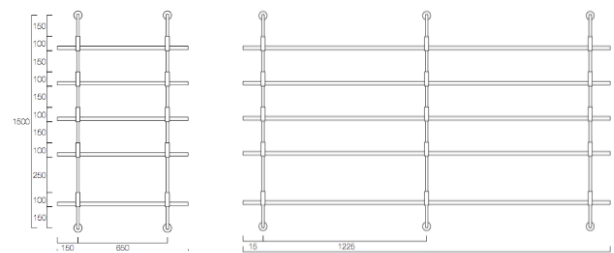
3 SHELVES



4 SHELVES



5 SHELVES



WEIGHT PACKAGING - TOTAL

1 Shelf bracket : 2,4 kg

3 Shelf bracket: 3,2 kg

4 Shelf bracket: 4 kg

5 Shelf bracket: 4,8 kg

Shelf // 95: 4,4 kg

Shelf // 155: 7 kg

Shelf // 215: 9,6 kg

Shelf // 275: 12,6 kg

NUMBER OF PARCELS

Depends on combination: from 3 to 8pcs.

Minimum 2 brackets, depending on combination

ACCESSORIES

CLEANING AND MAINTENANCE

- For dusting and light cleaning of the wooden surface and frame use a soft, dry cloth.

For further cleaning, use a soft cloth that is firmly wrung in clean water for gently wiping the surface, and then immediately use a dry cloth to wipe the surface again.

If more thorough cleaning is necessary, use a mild detergent or washing-up liquid dissolved in water on a firmly wrung cloth.

Afterwards, repeat the process with clean water as described above.

Polish with a soft cloth after wiping.

Do not use materials for maintenance that:

- Contain abrasive agents.
- Are basic, acidiferous or organic.

For the best maintenance of the product, protect it against sunlight and heat, and try to keep it away from moisture, grease and other dirt.

Furthermore, protect the surfaces against sharp objects and other that might scratch.

ENVIRONMENT

Parts can be separated and sorted for recycling.

TESTS

-

CERTIFICATION AND LABELS

-