

GIO PONTI CIRCLAIRE SMALL // GLASS MIRROR

GIO PONTI COLLECTION

Designed by Gio Ponti

PRODUCT



COLOURS



// Antique Brass

Item no.: 64010-04

DESCRIPTION

One of Gio Ponti's signature designs is the Randaccio mirror from 1925. Designed for his own home on Via Randaccio in Milano, his very first architectural project, the Randaccio mirror decorated the walls in his bedroom on the 3rd floor together with other furniture designed especially for the apartment. The Randaccio mirror unites elegance with simplicity and is characterized by its atypical crown-like detailing on the top, a detail used by Ponti in several of his works within design and art. The mirror has references to its original time period but is able to add personality to every contemporary setting and enrich the decoration, whether it is a bedroom, bathroom, hallway or a dressing room. The mirror consists of a frame made from 1,4 mm solid brass profile with thin transparent lacquer coating on top, 4 mm mirror glass according to EN 1036-2 and 10 mm chipboard. The Randaccio mirror is available in three dimensions; Small Ø42 cm, Medium Ø60 cm and Large Ø70 cm.

FACTS

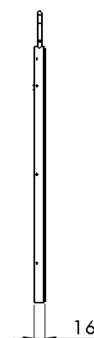
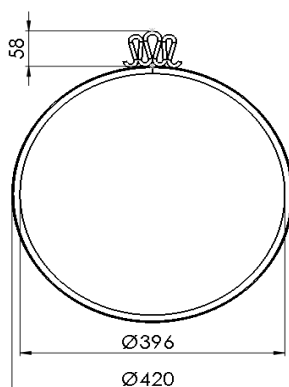
VERSION

- Antique brass / mirror glass

MIRROR VERSION

Series contains the following:

Ø42, Ø60, Ø70



MEASUREMENT - L X W X H

Size: H: 47,8 X Ø42 cm
Depth: 1,6 cm

WEIGHT ITEM

2,8 kg

PACKAGING TYPE

Cardboard box

PACKAGING MEASUREMENT - L X W X H CM

L: 51,5 W: 51,5 H: 8 CM

WEIGHT PACKAGING - MATERIAL TYPE

- Delivery note: 10 g
- Certificate: 15 g
- Assembly instructions: 10 g
- Paper sheet: 10 g
- EPS inlay: 200 g
- Cardboard box: 1000 g

WEIGHT PACKAGING - TOTAL

1,2 kg

NUMBER OF PARCELS

1 pcs.

ACCESSORIES

CLEANING AND MAINTENANCE

For dusting and light cleaning of the frame use a soft, dry cloth.

For further cleaning of the mirror frame, use a soft cloth that is firmly wrung in clean water for gently wiping the surface, and then immediately use a dry cloth to wipe the surface again.

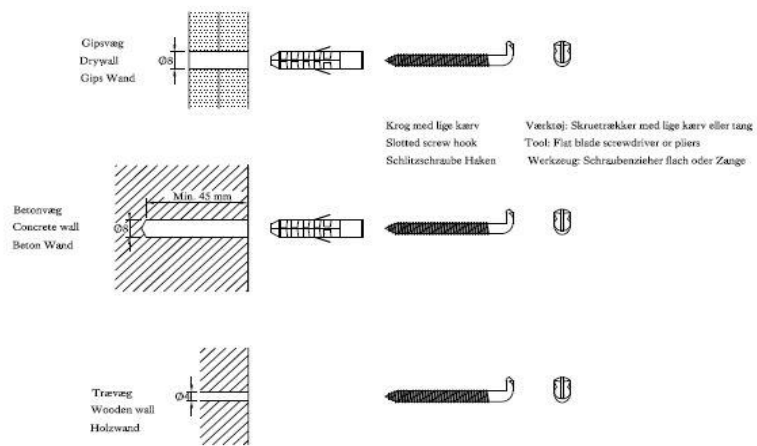
If more thorough cleaning is necessary, use a mild detergent or washing-up liquid dissolved in water on a firmly wrung cloth to wipe the mirror. Afterwards, repeat the process with clean water as described above.

ENVIRONMENT

Parts can be separated and sorted for recycling.

INSTALLATION INSTRUCTIONS

Instruction for mounting in different types of wall.



GIO PONTI CIRCAIRE MEDIUM // GLASS MIRROR

GIO PONTI COLLECTION

Designed by Gio Ponti

PRODUCT



COLOURS



// Antique Brass

Item no.: 64011-04

DESCRIPTION

One of Gio Ponti's signature designs is the Randaccio mirror from 1925. Designed for his own home on Via Randaccio in Milano, his very first architectural project, the Randaccio mirror decorated the walls in his bedroom on the 3rd floor together with other furniture designed especially for the apartment. The Randaccio mirror unites elegance with simplicity and is characterized by its atypical crown-like detailing on the top, a detail used by Ponti in several of his works within design and art. The mirror has references to its original time period but is able to add personality to every contemporary setting and enrich the decoration, whether it is a bedroom, bathroom, hallway or a dressing room. The mirror consists of a frame made from 1,4 mm solid brass profile with thin transparent lacquer coating on top, 4 mm mirror glass according to EN 1036-2 and 10 mm chipboard. The Randaccio mirror is available in three dimensions; Small Ø42 cm, Medium Ø60 cm and Large Ø70 cm.

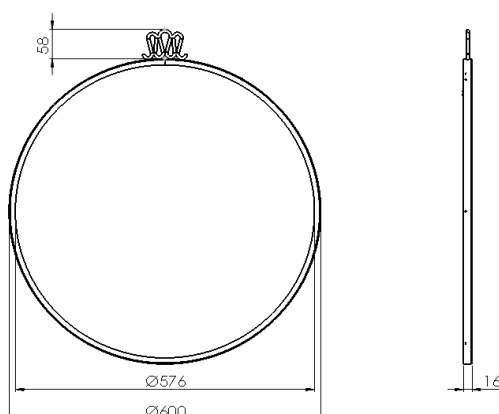
VERSION

- Antique brass / mirror glass

MIRROR VERSION

Series contains the following:

Ø42, Ø60, Ø70



FACTS

MEASUREMENT - L X W X H

Size: H:66 X Ø60 cm

Depth: 1,6 cm

WEIGHT ITEM

5 kg

PACKAGING TYPE

Cardboard box

PACKAGING MEASUREMENT - L X W X H CM

L: 69,5 W: 69,5 H: 8 CM

WEIGHT PACKAGING - MATERIAL TYPE

- Delivery note: 10 g
- Certificate: 15 g
- Assembly instructions: 10 g
- Paper sheet: 10 g
- EPS inlay: 400 g
- Cardboard box: 1600 g

WEIGHT PACKAGING - TOTAL

2 kg

NUMBER OF PARCELS

1 pcs.

ACCESSORIES

-

CLEANING AND MAINTENANCE

For dusting and light cleaning of the frame use a soft, dry cloth.

For further cleaning of the mirror frame, use a soft cloth that is firmly wrung in clean water for gently wiping the surface, and then immediately use a dry cloth to wipe the surface again.

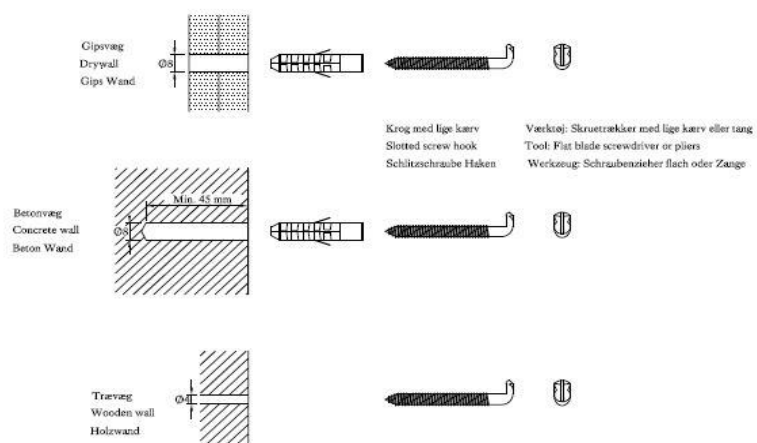
If more thorough cleaning is necessary, use a mild detergent or washing-up liquid dissolved in water on a firmly wrung cloth to wipe the mirror. Afterwards, repeat the process with clean water as described above.

ENVIRONMENT

Parts can be separated and sorted for recycling.

INSTALLATION INSTRUCTIONS

Instruction for mounting in different types of wall.



GIO PONTI CIRCAIRE LARGE // GLASS MIRROR

GIO PONTI COLLECTION

Designed by Gio Ponti

PRODUCT



COLOURS



// Antique Brass

Item no.: 64012-04

DESCRIPTION

One of Gio Ponti's signature designs is the Randaccio mirror from 1925. Designed for his own home on Via Randaccio in Milano, his very first architectural project, the Randaccio mirror decorated the walls in his bedroom on the 3rd floor together with other furniture designed especially for the apartment. The Randaccio mirror unites elegance with simplicity and is characterized by its atypical crown-like detailing on the top, a detail used by Ponti in several of his works within design and art. The mirror has references to its original time period but is able to add personality to every contemporary setting and enrich the decoration, whether it is a bedroom, bathroom, hallway or a dressing room. The mirror consists of a frame made from 1,4 mm solid brass profile with thin transparent lacquer coating on top, 4 mm mirror glass according to EN 1036-2 and 10 mm chipboard. The Randaccio mirror is available in three dimensions; Small Ø42 cm, Medium Ø60 cm and Large Ø70 cm.

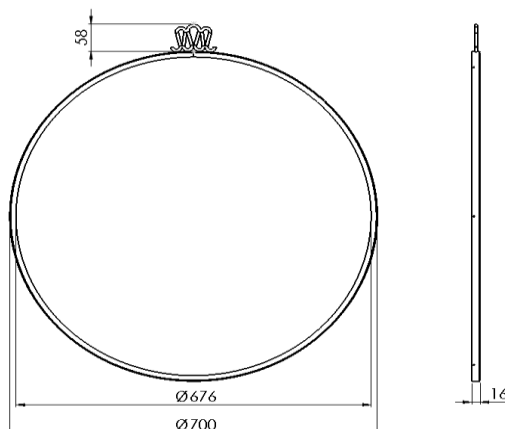
VERSION

- Antique Brass / mirror glass

MIRROR VERSION

Series contains the following:

Ø42, Ø60, Ø70



FACTS

MEASUREMENT - L X W X H

Size: H:76,2 X Ø70 cm

Depth: 1,6 cm

WEIGHT ITEM

7,2 kg

PACKAGING TYPE

Cardboard box

PACKAGING MEASUREMENT - L X W X H CM

L: 80 W: 78,5 H: 8 CM

WEIGHT PACKAGING - MATERIAL TYPE

- Delivery note: 10 g
- Certificate: 15 g
- Assembly instructions: 10 g
- PE poly inlay: 400 g
- Cardboard box: 1600 g

WEIGHT PACKAGING - TOTAL

2 kg

NUMBER OF PARCELS

1 pcs.

ACCESSORIES

-

CLEANING AND MAINTENANCE

For dusting and light cleaning of the frame use a soft, dry cloth.

For further cleaning of the mirror frame, use a soft cloth that is firmly wrung in clean water for gently wiping the surface, and then immediately use a dry cloth to wipe the surface again.

If more thorough cleaning is necessary, use a mild detergent or washing-up liquid dissolved in water on a firmly wrung cloth to wipe the mirror. Afterwards, repeat the process with clean water as described above.

ENVIRONMENT

Parts can be separated and sorted for recycling.

INSTALLATION INSTRUCTIONS

Instruction for mounting in different types of wall.

