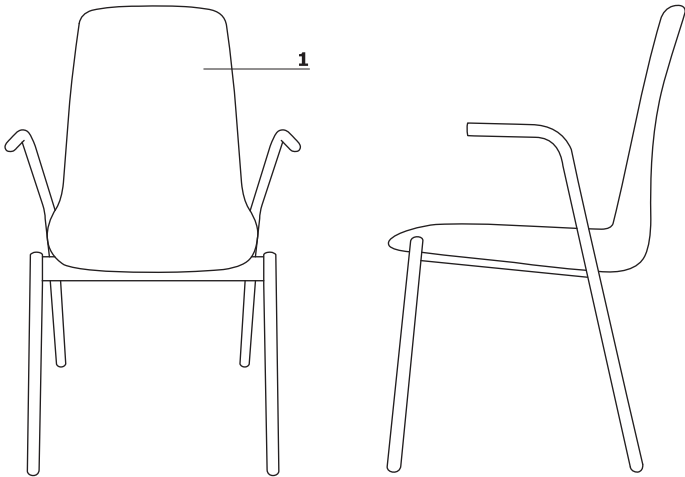




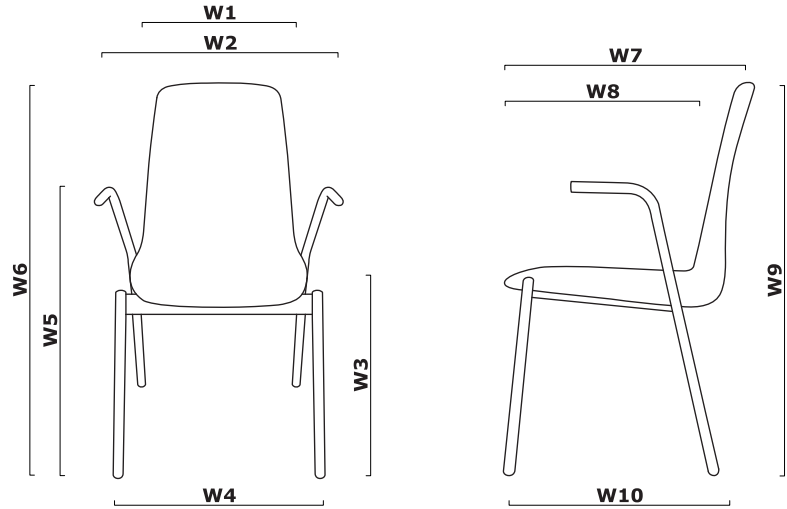
### Technical specification

**1 Seat** - metal frame filled with foam, density of 55 kg/m<sup>3</sup>, upholstered



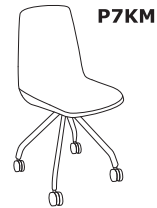
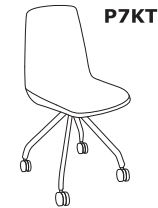

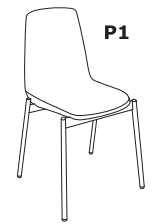
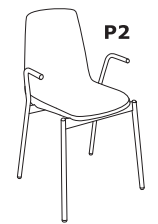
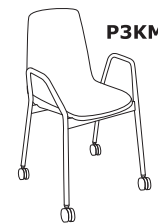

- max. load 120 kg








### Dimensions (mm)



W1 - 350 | W2 - 450 | W3 - 490 | W4 - 450 | W5 - 640 | W6 - 900 | W7 - 570 | W8 - 500 | W9 - 900 | W10 - 450

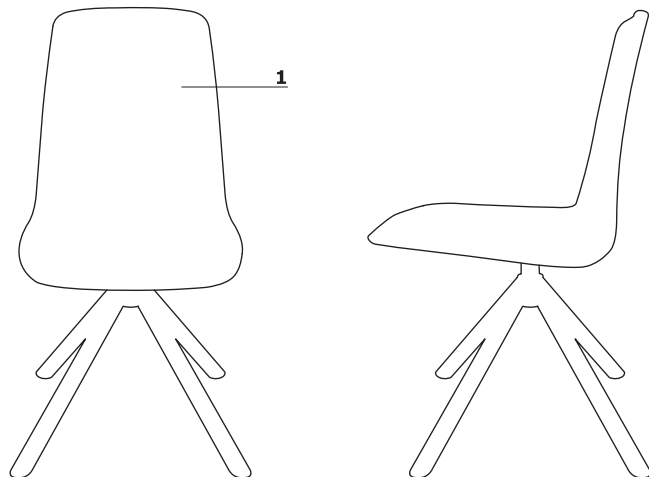
### Bases

<p><b>1 Base P7KM:</b></p> <ul style="list-style-type: none"> <li>• 4 - star, metal, powder coated</li> <li>• fixed seat</li> <li>• legs 30 × 18 mm, wall thickness 1,5 mm; CNC - bent</li> <li>• castors for soft floors</li> </ul>	<p><b>2 Base P7KT:</b></p> <ul style="list-style-type: none"> <li>• 4 - star, metal, powder coated</li> <li>• fixed seat</li> <li>• legs 30 × 18 mm, wall thickness 1,5 mm; CNC - bent</li> <li>• castors for hard floors</li> </ul>	<p><b>3 Base P7:</b></p> <ul style="list-style-type: none"> <li>• 4 - star, metal, powder coated</li> <li>• swivel seat - 360°</li> <li>• legs 30 × 18 mm, wall thickness 1,5 mm; CNC - bent</li> <li>• legs finished with polypropylene feet, colour: black</li> </ul>	<p><b>4 Base P1:</b></p> <ul style="list-style-type: none"> <li>• 4 - legged, metal, powder coated</li> <li>• legs made of tube Ø22 mm, wall thickness 2,5 mm, CNC - bent</li> <li>• legs finished with polypropylene feet, colour: black</li> </ul>	<p><b>5 Base P2:</b></p> <ul style="list-style-type: none"> <li>• 4 - legged, metal armrests, powder coated</li> <li>• legs made of tube Ø22 mm, wall thickness 2,5 mm, CNC - bent</li> <li>• legs finished with polypropylene feet, colour: black</li> </ul>	<p><b>6 Base P3KM:</b></p> <ul style="list-style-type: none"> <li>• 4 - legged, metal armrests, powder coated</li> <li>• legs made of tube Ø22 mm, wall thickness 2,5 mm, CNC - bent</li> <li>• castors for soft floors</li> </ul>	<p><b>7 Base P3KT:</b></p> <ul style="list-style-type: none"> <li>• 4 - legged, metal armrests, powder coated</li> <li>• legs made of tube Ø22 mm, wall thickness 2,5 mm, CNC - bent</li> <li>• castors for hard floors</li> </ul>
 <p><b>P7KM</b></p>	 <p><b>P7KT</b></p>	 <p><b>P7</b></p>	 <p><b>P1</b></p>	 <p><b>P2</b></p>	 <p><b>P3KM</b></p>	 <p><b>P3KT</b></p>

Symbol: ULTIK					
	Base	II	III	kg m3 pcs	Additional information
		Medley, Atlantic, Vita, River	Xtreme, Synergy		
	<b>P7KM</b>			12 0,255 1	
	<b>P7KT</b>			12 0,255 1	
	<b>P7</b>			12 0,255 1	
	<b>P1</b>			12 0,255 1	
	<b>P2</b>			12 0,255 1	
	<b>P3KM</b>			12 0,255 1	
	<b>P3KT</b>			12 0,255 1	

### Technical specification

**1 Seat** - metal frame filled with foam, density of 55 kg/m<sup>3</sup>, upholstered



- max. load 120 kg

### Bases

**1 Base P8:**

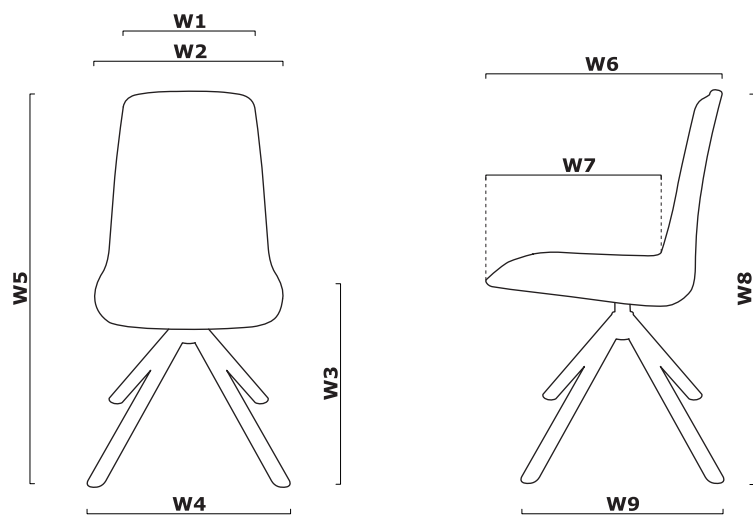
- 4 wooden legs, Ø35 mm
- beechwood coated with transparent varnish
- metal legs - connecting elements, colour: black semi-matt

**2 Base P9:**



- 4 - star, wooden, Ø35 mm
- beechwood coated with transparent varnish
- swivel seat - 360°
- metal legs - connecting elements, colour: black semi-matt



### Dimensions (mm)



W1 - 340 | W2 - 430 | W3 - 440 | W4 - 475 | W5 - 860 | W6 - 580 | W7 - 420 | W8 - 860 | W9 - 475|

<b>Symbol: ULTIKW</b>					
	Base	II	III	kg m3 pcs	Additional information
		Medley, Atlantic, Vita, River	Xtreme, Synergy		
	<b>P8</b>			10 0,255 1	
	<b>P9</b>			10 0,255 1	