



Prd

# Bloom Pendant

**Designer - Tim Rundle / Year 2017**

The Bloom Pendants' superelliptical form is inspired by the gentle dynamic flow of paper lanterns. Its glorious lit effect is the result of transparency and light. Two contrasting materials – a finely perforated mesh core and frosted blown glass, combine to project a soft focus texture onto the inside of the shade.

At the same time, an unobstructed pool of light is projected downwards onto objects below. Blooms distinct character is evident both in its on and off state, creating a versatile, value for money Pendant lamp.

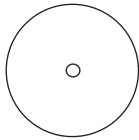
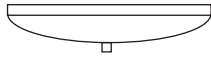
## Resident

Resident Headquarters  
61 Upper Queen Street  
Newton Auckland New Zealand  
Ph +64 9 601 9241  
[www.resident.co.nz](http://www.resident.co.nz)

Prd

### Ceiling Rose

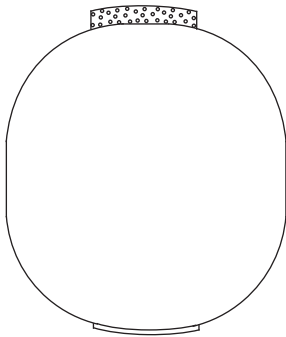
30mm (1.18")



Ø 106mm (4.17")

### Pendant Shade

260mm (10.23")



Ø 240mm (9.44")

### Product Description

Pendant light

### Product Code

BLM001 - Bloom Pendant White

BLM002 - Bloom Pendant Black

### Materials

Glass / Stainless Steel

### Colour Options

Shade - Frosted White Glass

Ceiling Rose and Diffuser- Nickel Plated

Cable colour - Black

Shade - Frosted Black Glass

Ceiling Rose and Diffuser - Black Chrome

Cable - Black

### Cable Length

Min 25mm (1") - Max 3000mm (118.11")

### Bulb Specs

Bulb holder - E27 Europe / E26 USA

Voltage - 110-240V

Power Usage - 42W

Lumens - 610L

Colour temperature - 3000K

Average lifespan - 2,000 Hours

### Dimming Options

Dimmable

### Packaging Dimensions

W 45 x D 34 x H 36 cm

W 18 x D 13 x H 14 inch

CBM - 0.055/CBF - 1.94

### Packaging Weight

2.9kg/ 6.39lbs

### Certification

CE

UL and cUL in process, due September 1st 2018.

### Warranty

3 Years

# Resident

Resident Headquarters  
61 Upper Queen Street  
Newton Auckland New Zealand  
Ph +64 9 601 9241  
www.resident.co.nz