

BEDROCK PLANK

TERRY DWAN



Tavolo con top realizzato in legno massello, composto da due tavole uniche con fuga centrale e bordi naturali. Le tavole possono essere allineate oppure sfalsate, con lati allineati oppure asimmetrici. Base tavolo in lamiera di ferro caratterizzata da linee geometriche. Finitura: a base di olio/cera naturale di origine vegetale con estratti di pino.

Table top made of solid wood, consisting of two single planks with central gap and natural sides. The boards can be aligned or staggered, with sides aligned or asymmetrical. Table base in iron plate characterised by geometric lines. Finish: base of oil / natural wax of vegetable origin with pine extracts.

Tischplatte aus Massivholz, bestehend aus zwei Planken mit Naturkanten und einer Mittelfuge. Die Planken können nebeneinander oder asymmetrisch gestellt werden. Gestell mit geometrischem Design aus Natureisen. Mittels Öl oder Wachs pflanzlichen Ursprungs mit Kiefernextrakten endbehandelt.

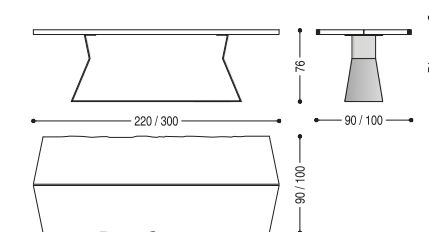




BEDROCK

A

CM: L. 220/240/260/280/300 · P. 90/100 · H. 76



BEDROCK

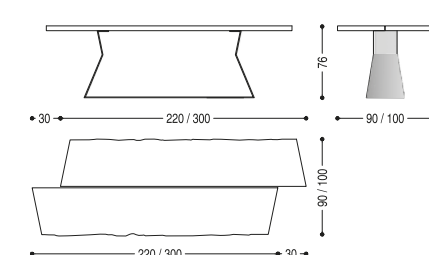
B

CM: L. 220/240/260/280/300 · P. 90/100 · H. 76

Ingombro totale top: +30 cm. rispetto alla misura indicata a Listino.

Top overall length: +30 cm. than sizes indicated in the List.

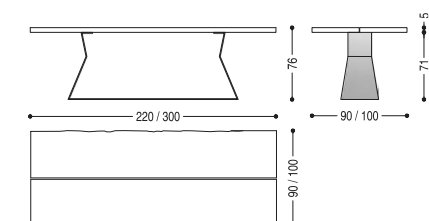
Gesamtlänge: +30 cm. als angegeben.



BEDROCK

C

CM: L. 220/240/260/280/300 · P. 90/100 · H. 76



BEDROCK RESIN

TERRY DWAN



Tavolo con top realizzato in legno massello, composto da due tavole uniche con bordi naturali, unite da una elegante striscia di resina trasparente. Base tavolo in lamiera di ferro caratterizzata da linee geometriche. Finitura: a base di olio/cera naturale di origine vegetale con estratti di pino.

Table top made of solid wood, consisting of two single planks with natural sides joined through a refined central resin filling. Table base in iron plate characterised by geometric lines. Finish: base of oil / natural wax of vegetable origin with pine extracts.

Tischplatte aus Massivholz, bestehend aus zwei Planken mit Naturkanten. Mittelfuge mit transparentem Kunstharz aufgefüllt. Gestell mit geometrischem Design aus Natureisen gefertigt. Mit Öl oder Wachs pflanzlichen Ursprungs mit Kiefernextrakten endbehandelt.

CM: L. 220/240/260/280/300 • P. 90/100 • H. 76

