

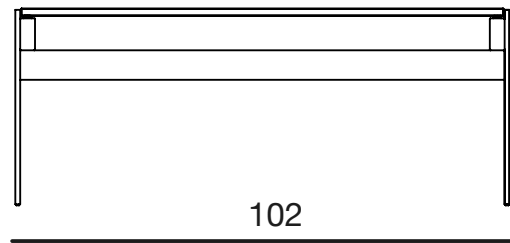
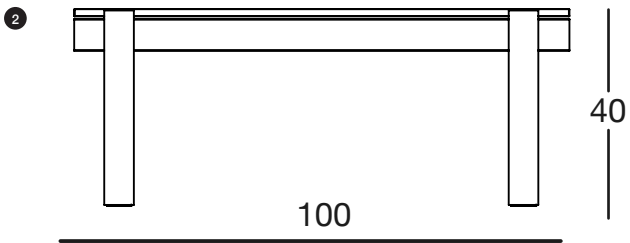
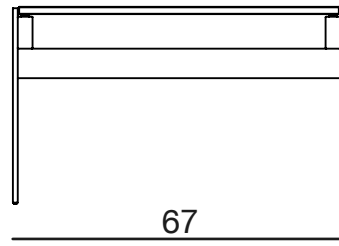
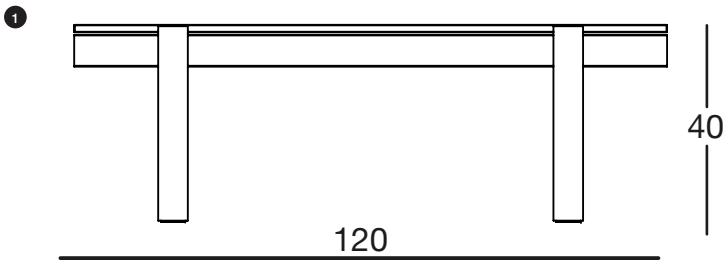


---

## Beam Matthew Hilton

A coffee table with an angular design with a simple construction. The steel frame is mounted with two wooden beams, on which the toughened glass top is placed. The frame is available in a textured black powder coat finish or in a special bronze plated version. The beams come in solid ash or walnut. This is a refined design, which effortlessly blends together steel, wood and glass. Rectangular or square versions available.





---

# Beam

## Matthew Hilton

- 1 Rectangular coffee table
- 2 Square coffee table