

# SHU-YING



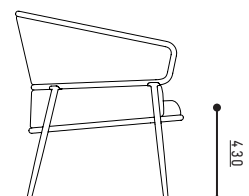

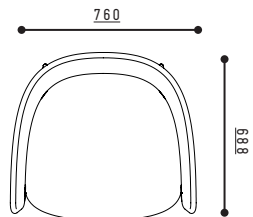
## SHU-YING

WITH A PETITE SCALE AND A DISTINCTIVE FRAME THAT TRACES COMPACT CURVES AND SOFTLY GATHERED UPHOLSTERY, SHU-YING IS A CONTEMPORARY ARMCHAIR THAT COULD ALSO BE IMAGINED IN SHANGHAI OR SYDNEY DURING THE ROARING 1920S.

## MATERIALS

ARMCHAIR WITH FRAME CONSTRUCTED FROM SHAPED STEEL TUBE WITH PANELS IN FORMED PLYWOOD, UPHOLSTERED IN MULTI DENSITY POLYURETHANE FOAM WITH A DACRON COVERING AND SPRUNG SEAT PAD. FRAME AVAILABLE IN POWDER COATED SATIN BLACK OR WITH A METALLIC LACQUERED BRASS OR PEWTER FINISH.

## DIMENSIONS



## DESIGNER

TIM RUNDLE

## CERTIFICATION

CATAS