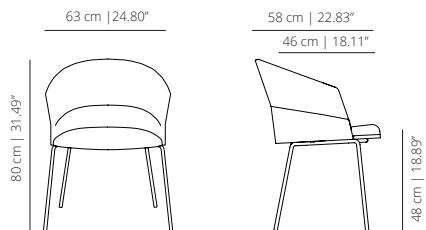


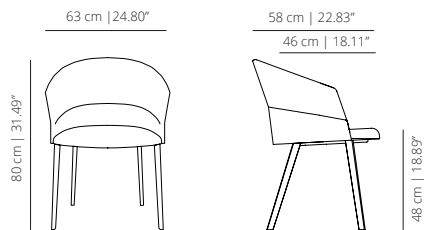
METAL BASE

COME chair



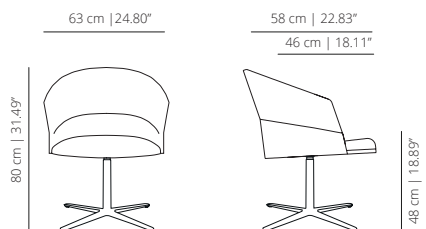
WOODEN BASE

COMA chair



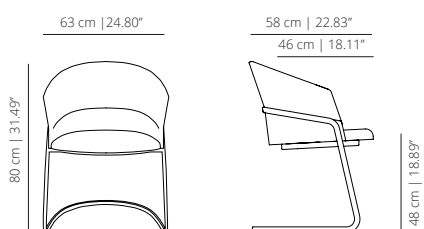
FLAT SWIVEL BASE

COPLA chair



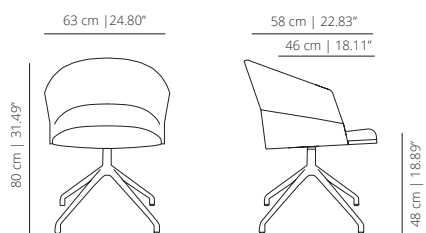
CANTILEVER BASE

COCL chair



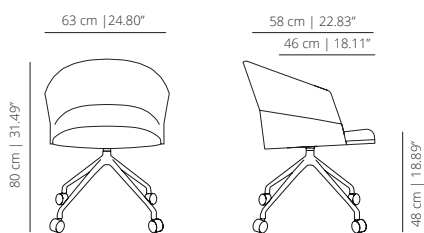
PYRAMID BASE

COPI chair



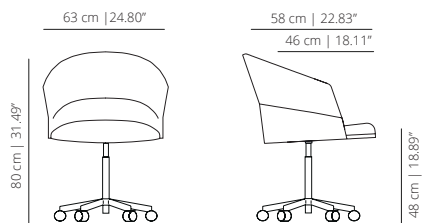
PYRAMID BASE WITH CASTERS

COPIRU chair



FIVE CASTER BASE

COBR chair



FINISHES

Upholstery

Check upholstery samples.

STRUCTURE

Powder coated



white
RAL 9003



black
RAL 9005

Stained (Oak)



matt oak



cognac



wenge



ash

TECHNICAL INFO

Moulded plywood seat and backrest covered with expanded polyurethane foam.

Base options:

Metal base – Calibrated steel structure powder coated in thermoreinforced polyester in white or black. Plastic glides in white or black.

Wooden base – Four solid oak wood legs stained with the finishes of our collection. Plastic glides with or without felt.

***Flat swivel base** – Injected swivel aluminium base powder coated in thermoreinforced polyester in black or white microtexturized. Plastic glides in black or translucent.

Cantilever base – Calibrated steel structure powder coated in thermoreinforced polyester in black or white. Plastic glides in white or black.

***Pyramid swivel base** – Injected swivel aluminium base powder coated in thermoreinforced polyester in black or white microtexturized. Plastic glides in black or translucent.

***Pyramid swivel base with casters** – Injected swivel aluminium base powder coated in thermoreinforced polyester in black or white microtexturized with black casters.

Five casters base – Aluminum swivel base powder coated in white or black (high gloss), height adjustment system and black casters.

** Microtexturized powder coated*